


Annexure- 3

HOW TO APPLY

1. For applying online advertisement visit our website

<https://mysy.guj.nic.in/shodh/> as mentioned below screen with advertisement will appear, where you can read the basic details of the scheme. You can see 4 (four) tabs at the right corner as mentioned below.

Government Resolution (GR), FAQs, Login Link and Contact details can be found there.




SHODH-ScHeme Of Developing High quality research


Education Department, Gujarat State.

About Scheme

ગુજરાતનું ગર્વ, સંશોધન કરે સર્વ

ગુજરાત રાજ્યમાં ઉચ્ચ શિક્ષણ ક્ષેત્રે વિદ્યાર્થીઓને ગુણવત્તાયુક્ત સંશોધન માટે પ્રોત્સાહન પૂરું પાડવા માટે ગુજરાત સરકાર હંમેશા પ્રયત્નશીલ છે. ગુજરાતના વિદ્યાર્થીમાં રહેલી સંશોધનની ક્ષમતાને વિકસાવવા, પ્રોત્સાહિત કરવા માટે ગુજરાત સરકારનો વધુ એક ઉમદા અને ઐતિહાસિક પ્રકલ્પ : SHODH-ScHeme Of Developing High quality research. આ યોજના અંતર્ગત રાજ્યની માન્ય યુનિવર્સિટીમાં ગુણવત્તાયુક્ત સંશોધન કરતા વિદ્યાર્થીને બે વર્ષ સુધી દરમહિને ૧૫,૦૦૦ રૂપિયાનું સ્ટાઇપેન્ડ આપવામાં આવશે. આ ઉપરાંત પીએચ.ડી.ના વિદ્યાર્થીને આનુષંગિક ખર્ચ માટે વાર્ષિક ૨૦,૦૦૦ રૂપિયા આપવામાં આવશે. વર્ષે કુલ બે લાખ રૂપિયા પ્રમાણે સંશોધકને બે વર્ષના અંતે ચાર લાખ રૂપિયાની સહાય આપવામાં આવશે. ખૂબ જ લાભદાયી અને મહત્ત્વાકાંક્ષી આ યોજનાથી વિદ્યાર્થીમાં

**શ્રી વિજયભાઈ રૂપાણી**
માન. મુખ્યમંત્રીશ્રી, ગુજરાત રાજ્ય

**શ્રી ભુપેન્દ્રસિંહ યુડાસમા**
માન. મંત્રીશ્રી, શિક્ષણ, ગુજરાત રાજ્ય

GR-Government Resolution

'How to Apply'

FAQs

Login

Contact details

2. On clicking on “Login” the following screen with advertisement will appear:



Login If You Have Already Registered

Username

Password

Enter text shown in the image

7677

Login

Cancel

[If you have not registered please click for Registration](#)

[Change Password](#)

[Forgot Password](#)

3. On clicking the registration link following screen will appear. Fill the details as asked.



First Time Registration	
Application year	<input type="text" value="2019"/>
Mobile No	<input type="text"/>
Date of birth	<input type="text" value="DD/MM/YYYY"/>
Email	<input type="text"/>
<input type="button" value="Register"/> <input type="button" value="Cancel"/>	

4. After submission of details OTP will be sent on registered mobile number as well as on registered email. Enter the OTP code.



SHODH-ScHeme Of Developing High quality research

Education Department, Gujarat State.

First Time Registration

Application year

2019 ▼

Mobile No

9724910643

Date of birth

19/06/1989

Email

kcg.sms2019@gmail.com

Register

Cancel

Mobile verification (Please enter Mobile OTP)

OTP reference id:3117 :

Email verification (Please enter password sent to Email)

Email reference id:3118 :

Confirm

Cancel

5. After completion of registration. Login to the below mentioned screen. Enter email in user name and OTP sent to email/mobile as password



Login If You Have Already Registered

Username

Password

Enter text shown in the image

7677

Login


Cancel

[If you have not registered please click for Registration](#)

[Change Password](#)

[Forgot Password](#)

6. The system will request to change old password as below: Change your password accordingly

**SHODH-ScHeme Of Developing High quality research**
Education Department, Gujarat State.

Change Password

Application year

Mobile No

Date of birth

Email

Old Password

New Password

New Password


7. After changing password login into the below screen:



Login If You Have Already Registered

Username

Password

Enter text shown in the image 

[If you have not registered please click for Registration](#)

[Change Password](#)

[Forgot Password](#)

8. After logging in below screen will appear:



SHODH-ScHeme Of Developing High quality research

Education Department, Gujarat State.

[Home](#) [User Details](#) [Academic Details](#) [Upload Documents](#) [Application Lock](#) [Print Form](#) [Logout](#)

Welcome



શિક્ષણ વિભાગ, ગુજરાત સરકાર

Shodh helpline numbers: 079-26566000,7043333181 (10:30 AM to 6:00 PM)
Visit KCG for query on Tuesday and Friday (3:00 PM to 06:00 PM)
Designed, Developed & Hosted by : National Informatics Centre, Gujarat State Centre - All Rights Reserved

9. Click on the User Details and fill up the details as asked mentioned in the below screen:



SHODH-ScHeme Of Developing High quality research

Education Department, Gujarat State.

[Home](#) [User Details](#) [Academic Details](#) [Upload Documents](#) [Application Lock](#) [Print Form](#) [Logout](#)

Candidate Information

Name of Candidate *

Surname Name FatherName

Birth Date

Gender *

☐ Male ☐ Female ☐ Other

Category *

--Select--

Aadhaar-No *

☐ હું, અધાર નંબર નો ધારક, આથી કેસીડ ઈથેરીને શોધ યોજના હેઠળ લાભ મેળવવા સહુ મારા અધાર નંબર મેળવવા, નામ, જન્મ તારીખ અને જાતિને યુનિક આઈડેન્ટીફિકેશન ઓથોરીટી ઓફ ઈન્ડિયા (યુઆઈડીએઆઈ) સાથે પ્રમાણીકરણ માટે મારી સંમતિ આપુ છું.

Residential Address

Address *

District *

--Select District--

Pincode *

Mobile No. *

Land Line No.

Email ID *

Candidate's Disability

Do you belong to Differently Abled(PH) Category?

☐ Yes ☐ No

Parents/Husband Information

Marrital Stauts *

☐ Married ☐ UnMarried

Name of Mother *

Name of Father/Husband*

Family's Total Annual Income (Rs.) *

Do you belong to BPL Family? *

☐ Yes ☐ No

Minority? *

☐ Yes ☐ No

Candidate's Aadhar Linked Bank A/C Information

હું જાણું છું કે નીચે આપેલ બેંક ખાતું અધાર સાથે લિંક છે. ખોટી માહિતિ ના કારણે સહાયની રકમ મારા બંકલે અન્ય વ્યક્તિને થઈ શકે છે, જે અંગેની જવાબદારી મારી રહેશે એ અંગે હું હકક ધારો કરી શકીશ નહિ

State*

GUJARAT

District *

--Select District--

Bank name *

Branch name *

Bank IFS Code*

Saving Account No. *

Save


Cancel

Shodh helpline numbers: 079-26566000,7043333181 (10:30 AM to 6:00 PM)

Visit KCG for query on Tuesday and Friday (3:00 PM to 06:00 PM)

Designed, Developed & Hosted by : National Informatics Centre, Gujarat State Centre - All Rights Reserved

10. Click on the Academic Details and fill up the details as asked mentioned in the below screen:



SHODH-ScHeme Of Developing High quality research

Education Department, Gujarat State.

Home User Details Academic Details Upload Documents Application Lock Print Form Logout

your Application is in Fresh Mode

Graduation Details

UG Stream *

Core Subject: *

Percentage:

CGPA:

Year of Passing *

College Name: *

University *

State *

Post Graduation Details

PG Stream *

Core Subject: *

Percentage:

CGPA:

Year of Passing *

College/Dept Name: *

University *

State *

Passed Examination Details

☐ M.Phil ☐ NET ☐ SLET ☐ Ph.D Entrance

Ph.D Registration Details

RDC faced: * ☐ Yes ☐ No

Ph.D. Registration No.*

Ph.D. Registration Date:*

Research Lab:

Title of Thesis:*

University:*

Department:*

Receipt No(Regis. Fee):*

1st Semester Fees : *

Receipt No(1st Sem Fee):*

1st Semester Fees Date:*

Ph.D Guide Details

Faculty Name:*

Faculty Subject:*

Guide's Name:*

Department/Institute*

Address Of Institute:*

District *

Save Cancel

Shodh helpline numbers: 079-26566000,7043333181 (10:30 AM to 6:00 PM)
Visit KCG for query on Tuesday and Friday (3:00 PM to 06:00 PM)
Designed, Developed & Hosted by : National Informatics Centre, Gujarat State Centre - All Rights Reserved

11. Click on the Upload Documents and upload the documents as asked.

12. Click on the Application Lock to lock your application.

13. Print the form you applied by clicking on Print Form.